

RF Directional Coupler

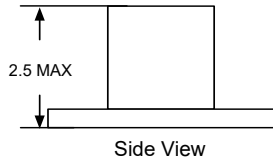
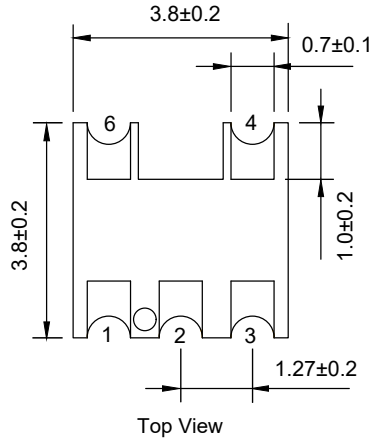
ECJ1201-D089296

2023-02-22 Rev. 0

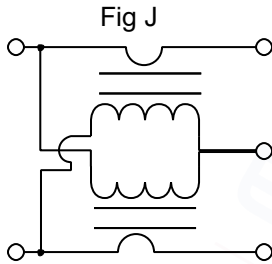


75Ω & 50Ω 12dB Directional Coupler 5-1250MHz

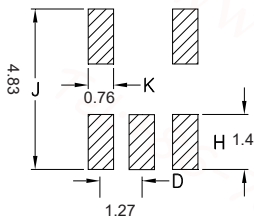
Outline Drawing(mm)



Electrical structure



Recommended layout(mm)



Pin Connections

Input	1
Coupling	3
Output	6
Ground	2
Isolation	4

Features

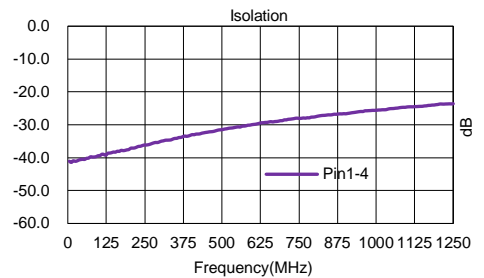
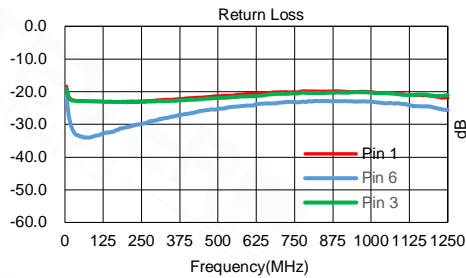
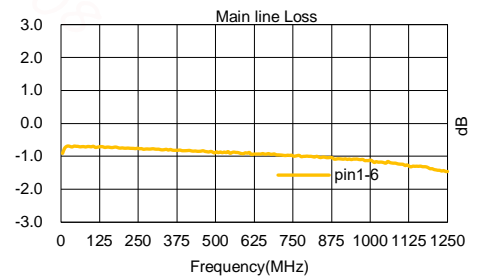
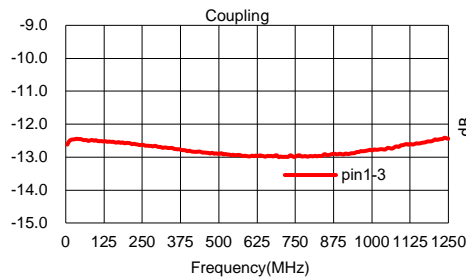
- Operating temperature range: -40°C to +85°C
- Storage temperature range: -55°C to +100°C
- 260°C Reflow Compatible
- RoHS compliant and lead free
- Input Power: 0.25W Max
- DC Current: 30mA Max

Applications

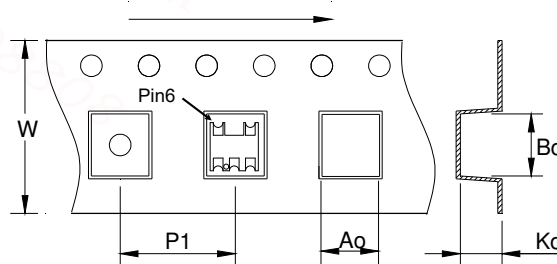
- For Motorola Walkie-talkie.
- For Car Streaming Media Rearview Mirror.
- For Broadband and Wireless Communications.
- For Wireless Microphone & Marine Communications.
- For Ideally Suited LTE, Cellular, UMTS, WiFi, WiMAX.
- For Differential Modulator/demodulator and Active Mixers.

Electrical Specifications: TA=25°C, 0dBm, Z0=75Ω

Parameter	Test Conditions	Units	Min	Typ	Max
Coupling(pin1-3)	5-1250MHz	dB	11.0	12.0	13.0
Main line Loss(pin1-6)	5-1250MHz	dB	—	1.0	2.0
Input Return Loss(pin 1)	5-1250MHz	dB	16.0	20.0	—
Coupling Return Loss(pin3)	5-1250MHz	dB	16.0	20.0	—
Output Return Loss(pin6)	5-1250MHz	dB	16.0	18.0	—
Isolation(pin1-4)	5-1250MHz	dB	18.0	30.0	—



Carrier Tape Orientation



Tape & Reel Information

Parameter	Units	Value
Qty per reel	PCS	2000
Reel Size	mm	330
Tape Width	mm	12.00
Pitch	mm	8.00
Ao	mm	4.50
Bo	mm	4.50
Ko	mm	3.20