

**Features::**

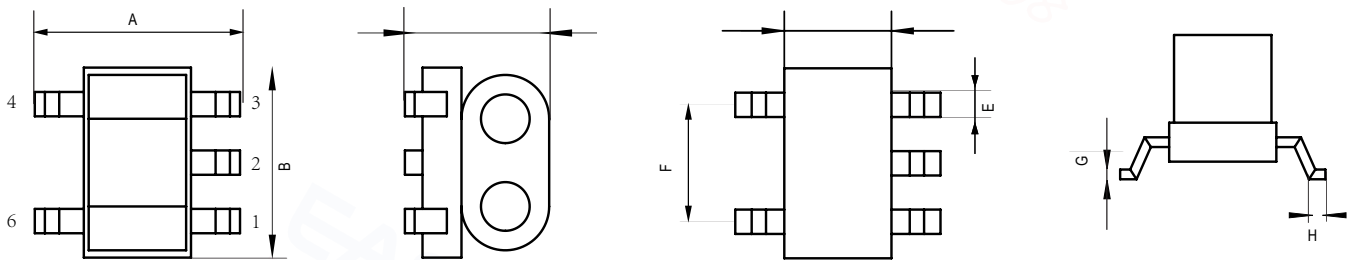
- ◆75Ω Impedance
- ◆RF power: 0.50W
- ◆DC current: 30mA
- ◆Operating temperature range: -40°C to +85°C
- ◆Storage temperature range: -55°C to +125°C



**Applications:**

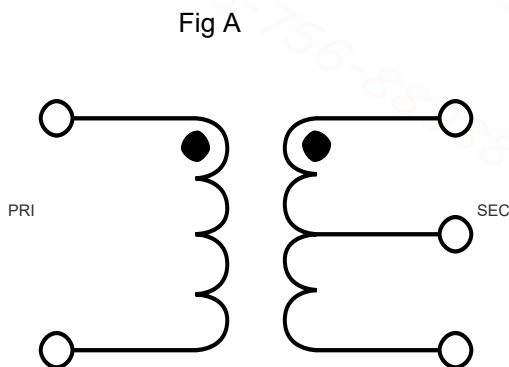
- ◆For Docsis 3.0 & 3.1 Cable Modem.
- ◆For Wideband Push-pull Amplifiers.
- ◆For CATV Amplifiers Module & Set top box.
- ◆For CATV Optical Receivers and Amplifiers.
- ◆For VHF/UHF Transmitters and Push-pull Amplifiers.

**Dimension Diagram (Unit:mm) :**

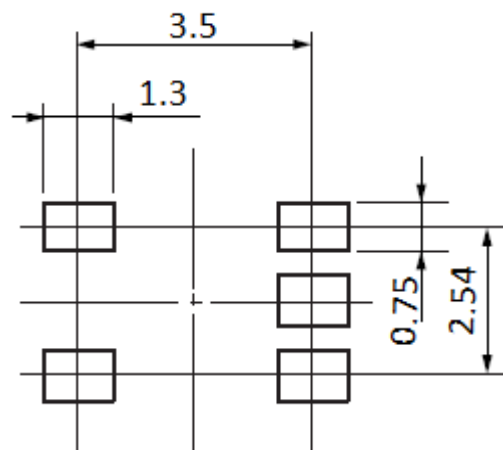


A=4.10±0.20 B=3.80±0.20 C=3.10±0.20 D=2.20±0.20 E=0.50±0.10 F=2.54±0.10 G=0.40±0.10 H=0.80±0.10

**Electrical structure:**



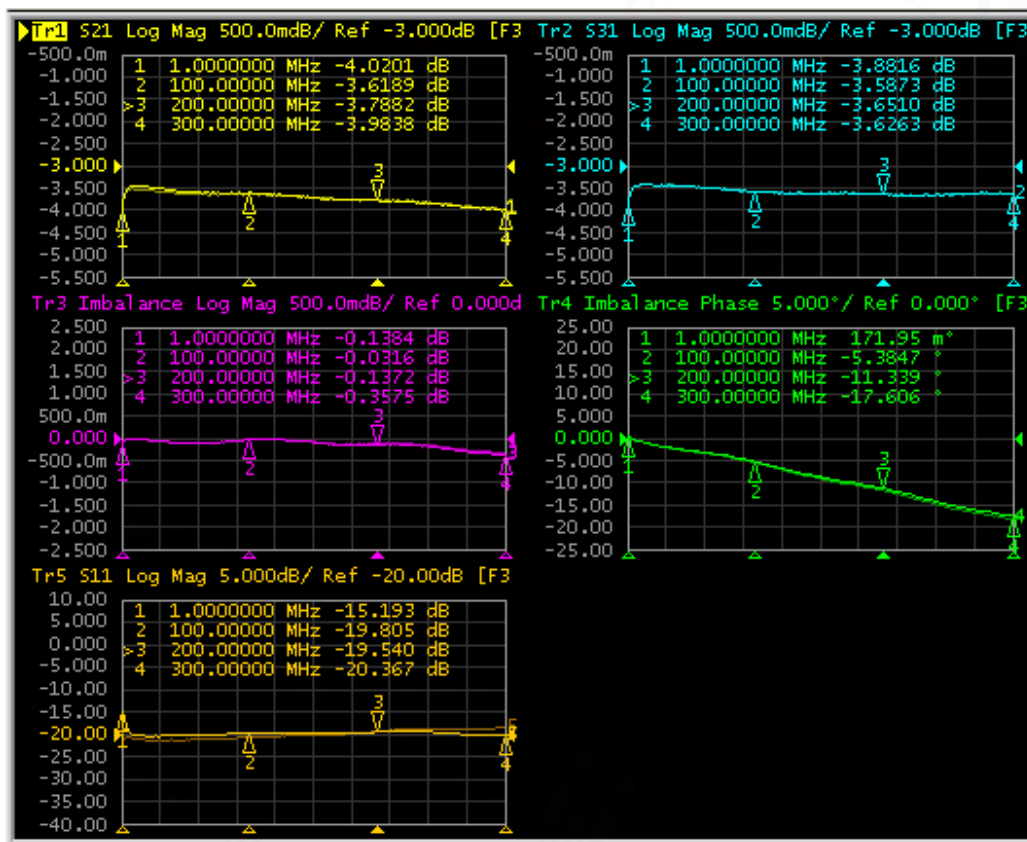
**Recommended layout:**



**Pin configuration:**

Pin No.	Function
1	Secondary (Output 2)
2	Centre tap (Ground)
3	Secondary dot (Output 1)
4	Primary dot (Input)
6	Primary (Ground)

**Sample Test Data Sheet:**



**Electrical Specifications: TA=25°C, 0dBm,Z0=75Ω:**

Parameter	Test Conditions	Units	Min	Typ	Max
Main line Loss(out1)	1-300MHz	dB	—	0.7	1.2
Main line Loss(out2)	1-300MHz	dB	—	0.6	1.0
Amplitude Balance	1-300MHz	dB	—	0.2	±0.5
Phase Balance	1-300MHz	Degrees	—	10.0	±8.0
Input Return Loss	1-300MHz	dB	14.0	19.0	—